


Contract Standard Tile Trim

Popular trim designed to accommodate small variations in the depth of the tile by allowing thinner tiles to sit under the lip of the trim, whilst standard 7mm tiles comfortably abut the edge.

Product code	Colour	Depth	Length	Pack quantity
CTT1	White	7mm	2.4m	10
CTT2	Ivory	7mm	2.4m	10
CTT3	Pastel Peach	7mm	2.4m	10
CTT4	Pastel Pink	7mm	2.4m	10
CTT5	Pastel Blue	7mm	2.4m	10
CTT6	Pastel Grey	7mm	2.4m	10
CTT7	Black	7mm	2.4m	10
CTT8	Victorian Plum	7mm	2.4m	10
CTT9	Victorian Blue	7mm	2.4m	10
CTT10	Victorian Green	7mm	2.4m	10
CTT11	Buff	7mm	2.4m	10
CTT13	Cream	7mm	2.4m	10

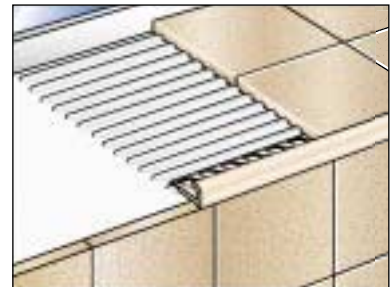


CTT

Contract Deep Tile Trim

Similar to Standard Contract Trim allowing for small variations in tile depth. This robust trim is available in both 10mm and 12mm standard depths.

Product code	Colour	Depth	Length	Pack quantity
DTT1	White	10mm	2.4m	10
DTT2	Ivory	10mm	2.4m	10
DTT3	Pastel Peach	10mm	2.4m	10
DTT4	Pastel Pink	10mm	2.4m	10
DTT5	Pastel Blue	10mm	2.4m	10
DTT6	Grey	10mm	2.4m	10
DTT7	Black	10mm	2.4m	10
DTT8	Victorian Plum	10mm	2.4m	10
DTT9	Victorian Blue	10mm	2.4m	10
DTT10	Victorian Green	10mm	2.4m	10
DTT11	Buff	10mm	2.4m	10
DTT13	Cream	10mm	2.4m	10
DWT	White	12mm	2.4m	10
DCT	Cream	12mm	2.4m	10
DPT	Pastel Peach	12mm	2.4m	10

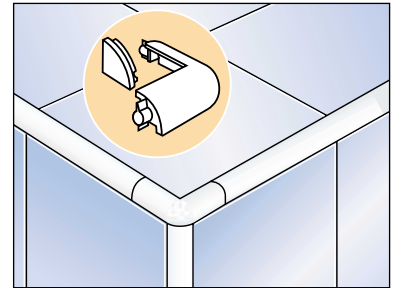


DTT

Contract Trim Corners and End Stops

Suitable for joining a 90° angle with the additional feature of allowing for vertical joint 7mm and 10mm only.

Product code	Colour	Description	Size	Pack quantity
CC1	White	Contract corners	7mm	10
CCWB	White	Contract corners bulk	7mm	50
CES	White	Contract End Stops (2 per pack)	7mm	10
REWCB	White	Contract End Stops right	7mm	50
LEWCB	White	Contract End Stops left	7mm	50
DC1	White	Deep corners	10mm	10
DCWB	White	Deep corners bulk	10mm	50
DES	White	Deep End Stops (2 per pack)	10mm	10
REWDB	White	Deep End Stops right	10mm	50
LEWDB	White	Deep End Stops left	10mm	50

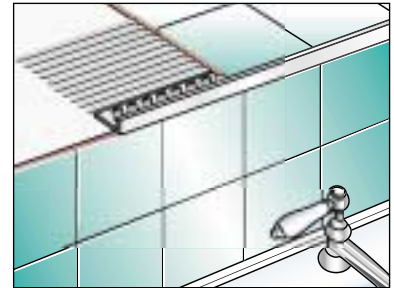


DC1

Square Edge Trim

PVC angle trim available in 6mm, 8mm, 10mm and 12mm sizes gives a contemporary tiling finish to any modern installation.

Product code	Colour	Depth	Length	Pack quantity
SE6MMW	White	6mm	2.4m	10
SE8MMW	White	8mm	2.4m	10
SE10MMW	White	10mm	2.4m	10
SE12MMW	White	12mm	2.4m	10
SE6MMC	Cream	6mm	2.4m	10
SE8MMC	Cream	8mm	2.4m	10
SE10MMC	Cream	10mm	2.4m	10
SE12MMC	Cream	12mm	2.4m	10
SE6MMI	Ivory	6mm	2.4m	10
SE8MMI	Ivory	8mm	2.4m	10
SE10MMI	Ivory	10mm	2.4m	10
SE12MMI	Ivory	12mm	2.4m	10

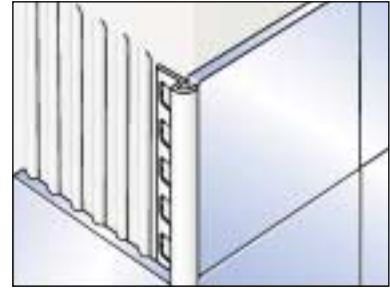


SE

Pro Trim

Tileasy Pro Trim is available in 6mm, 8mm, 10mm and 12mm with corresponding corners and end stops in all sizes. The radius of the trim is the same as the contract trim with the feature of vertical upright allowing for easy fixing and cutting.

Product code	Colour	Depth	Length	Pack quantity
PT6MMW	White	6mm	2.4m	10
PT8MMW	White	8mm	2.4m	10
PT10MMW	White	10mm	2.4m	10
PT12MMW	White	12mm	2.4m	10
PT6MMC	Cream	6mm	2.4m	10
PT8MMC	Cream	8mm	2.4m	10
PT10MMC	Cream	10mm	2.4m	10
PT12MMC	Cream	12mm	2.4m	10
PT6MMI	Ivory	6mm	2.4m	10
PT8MMI	Ivory	8mm	2.4m	10
PT10MMI	Ivory	10mm	2.4m	10
PT12MMI	Ivory	12mm	2.4m	10

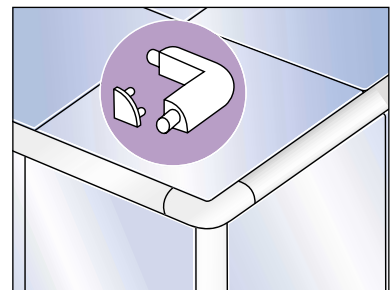


PT

Pro Trim Corners and End Stops

Suitable for joining trim on a 90° angle, with the additional feature of allowing a vertical joint as illustrated.

Product code	Colour	Size	Pack quantity
C6W	White	6mm	10
C8W	White	8mm	10
C10W	White	10mm	10
C12W	White	12mm	10
C6C	Cream	6mm	10
C8C	Cream	8mm	10
C10C	Cream	10mm	10
C12C	Cream	12mm	10
C6I	Ivory	6mm	10
C8I	Ivory	8mm	10
C10I	Ivory	10mm	10
C12I	Ivory	12mm	10

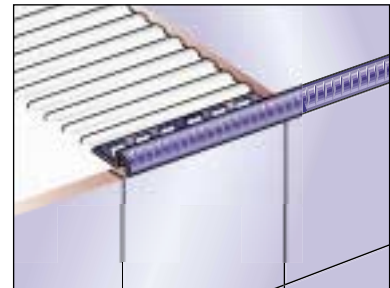


C12W

Rope Trim

The profile for the rope trim is the same as the Tileasy Pro Trim and offers all the same advantages with the added feature of the decorative finish.

Product code	Colour	Depth	Length	Pack quantity
RT8W	White	8mm	2.4m	10
RT10W	White	10mm	2.4m	10
RT8C	Cream	8mm	2.4m	10
RT10C	Cream	10mm	2.4m	10
RT8I	Ivory	8mm	2.4m	10
RT10I	Ivory	10mm	2.4m	10
RT8VB	Victorian Blue	8mm	2.4m	10
RT10VB	Victorian Blue	10mm	2.4m	10
RT8VG	Victorian Green	8mm	2.4m	10
RT10VG	Victorian Green	10mm	2.4m	10
RT8VP	Victorian Plum	8mm	2.4m	10
RT10VP	Victorian Plum	10mm	2.4m	10



RT

Contract Bath Seal

Suitable as a seal for both bath and shower applications. Must be installed prior to tiling.

Product code	Colour	Length	Pack quantity
CBS1	White	1.8m	10
CBS2	Ivory	1.8m	10
CBS3	Pastel Peach	1.8m	10
CBS4	Pastel Pink	1.8m	10
CBS5	Pastel Blue	1.8m	10
CBS6	Pastel Grey	1.8m	10
CBS13	Cream	1.8m	10

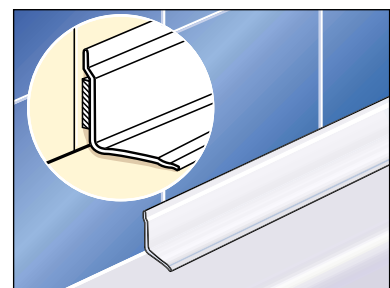


CBS

Overtile Bath Seal

This remedial seal can be used for both shower wells and baths. Only suitable for application after tiling. Fixed in position with a silicone bead adhesive.

Product code	Colour	Length	Pack quantity
OTBSW	White	1.8m	10
OTBSI	Ivory	1.8m	10
OTBSP	Pastel Peach	1.8m	10
OTBSG	Grey	1.8m	10
OTBSC	Cream	1.8m	10
OBSA	Adhesive	2.5m	10



OTBS/OBSA (Adhesive)